



# SHADSWORTH INFANT SCHOOL

## NEWSLETTER

### 19th December 2025

#### MRS VAREY'S MESSAGE

##### WEEKLY MESSAGE

What a wonderful half term it has been! The children have worked hard and made good progress with their learning. The last few weeks have been full of festivities and fun. This week, the excitement has continued with Christmas crafts and Christmas parties, which brought plenty of smiles and laughter.

As we head into the holidays, I'd like to wish all our families a very Merry Christmas and a happy, restful break. Thank you for your continued support throughout the term. We look forward to welcoming everyone back in January for another exciting term of learning.

#### UPCOMING EVENTS

##### Monday 5th January 2026

###### **Welcome Back!**

School Re-Opens **8.00am for Breakfast Club, 8.35am for Soft Start- Registers are taken at 8.45am**

##### Tuesday 6<sup>th</sup> January 2026

Baby Bears starts 9.00am-10.00am

##### Friday 6<sup>th</sup> February 2026

Creepy Crawly Roadshow Visits Nursery Children in School

##### Wednesday 11<sup>th</sup> February 2026

**Class Donaldson (RY)** Visit to Manchester Airport - Further details to follow after Christmas

##### Thursday 12<sup>th</sup> February 2026

**Class Murphy (RM)** Visit to Manchester Airport - Further details to follow after Christmas

##### Friday 13<sup>th</sup> February 2026

Children come to school **dressed in Red and bring £1** - School closes for half-term @ 3.15pm

#### Reminders

Miss Woodruff will be leading our baby and toddler group at 9.00am every Tuesday - **Starting Tuesday 6th January 2026**. This will give families time to drop off at the Juniors and return, you are welcome to wait after drop off at the Infants (8.45am) somewhere dry and warm - Thank you for your continued support.

# ATTENDANCE



## ATTENDANCE MATTERS

"Attendance is not optional"

There is an expectation that children are in school every day

### Overall School Attendance Target

**96%**

**Actual School Attendance 05/01/26–09/01/26**

**88%**

Class	Attendance %	Lates
Murphy	93	8
Donaldson	86	6
Bright	92	10
Jeffers	91	11
Percival	83	11
Bridge	89	2
Rainbow	85	5
Total	88	53

# CELEBRATE



**This week we said  
“Well Done” to .....**

<b>Class</b>	<b>Good Work</b>	<b>Good Behaviour</b>
<b>Murphy</b>	<b>Reiena</b>	<b>Riley</b>
<b>Donaldson</b>	<b>Teddy</b>	<b>Rose</b>
<b>Bright</b>	<b>Phoebe</b>	<b>Bertie</b>
<b>Jeffers</b>	<b>Evie J</b>	<b>Miley</b>
<b>Percival</b>	<b>Tracy Jane</b>	<b>Rosetta</b>
<b>Bridge</b>	<b>Jamie</b>	<b>Lukas</b>
<b>Rainbow</b>	<b>Freddie</b>	<b>Alyssa</b>

**Lunchtime  
Award**

**Marley-May O**



**Headteacher  
Award**

**Logan B**



**Kindness  
Cup**

**Makkinah F**



# OUR LEARNING



## NURSERY

**What a wonderful half-term of learning we have had in Nursery! We are so proud of how hard the children have worked and how much progress they have all made! This week we have enjoyed Christmas parties with lots of games, dancing and fun! We even got a visit from Santa Claus and received a special gift. We wish you all a Merry Christmas and we look forward to seeing you in January.**



## MURPHY

**Bringing the Christmas celebrations to a close with a boogie - as the children showed their best dance moves in a Murphy v Donaldson dance off. With party games and food - we all had a great time. The children were also lucky enough to receive a visit from a very special guest. Santa paid a visit to Murphy class and it was lovely to hear all the children's beautiful manners as they thanked him for their gifts. From Mrs McLoughlin and I - we wish you a very Merry Chrismtmas and look forward to seeing you back in the new year.**





# OUR LEARNING



## DONALDSON



**What an amazing week Donaldson Class have had. The week started off with our amazing musical showcase. We sang, played instruments and danced in front of the whole school! Mrs Young was very proud. We then had a scrumptious Christmas dinner in the hall with ALL of our friends from the whole school. We also got to meet Santa and have a class party. We danced, sang songs, played lots of games, won lots of prizes and ate party food. We are all now feeling very festive and super excited for Father Christmas to visit us in JUST 6 DAYS!!!**

## BRIGHT


**This week Bright class have had lots of fun leading up to the Christmas holidays. We had our class Christmas party on Wednesday and we played lots of party games, we also had a very special visitor, Father Christmas who brought everyone a gift. On Thursday we celebrated the end of our 'Toys' topic having a toy afternoon. The children loved playing together with each others toys.**



# OUR LEARNING



## JEFFERS



**Jeffers class have continued their learning on shape. This week we have explored 3D shapes.**

**We looked at the number of faces, edges and vertices and concluded our learning by sorting 2D shapes and 3D shapes.**

**We had a very special visitor to our Xmas party, Father Xmas delivered everyone a gift and we played some fun games!**

## PERCIVAL

**Percival class has had lots of fun this week at their Christmas party. Even Father Christmas made an appearance and gave them all a lovely present. We all loved seeing each others costumes when we had our Royal tea Party with games and food on Thursday. We finished off our week of crafts making our calendar ready for next year.**





# OUR LEARNING

## BRIDGE CENTRE

**Wow! What a week. We have had a special visit from Father Christmas to check whether we are on the naughty or nice list. All the children were really polite and well mannered. We are so proud of them! In our forest school session, we made chocolate covered strawberries and pizza, they were delicious. We are looking forward to the New Year with our new fences! We are going to have a much larger area to play and a garden to grow things. Thank you for all your support throughout the year, have a Merry Christmas and a Happy New Year from all of us in The Bridge Centre!**



## RAINBOW ROOM

**This week in Rainbow Room have had a magical week doing all things Christmassy. We started the week with a Christmas stay and play with the parents and had our Christmas party on Wednesday where we played lots of party games and danced away. Father Christmas and Mrs Claus came to visit us and they even got us all a present. We finished the week making Christmas waffles. What a busy week! We wish you all a Merry Christmas and A Happy New Year!**



# What's happening in the news this week?



Let's have a look at this week's poster!

15th – 21st December 2025



## Democracy

The Warm in Winter gift bags have been delivered because some people decided to help elderly people. We can all share our ideas and often these ideas can help other people.

© Picture News 2025

## Protected Characteristics



Everyone, whatever their age, should feel safe, valued, and part of their community. No one should ever be excluded or treated unfairly because of how old they are.



Sex



Sexual Orientation



Age



Disability



Gender Reassignment




Marriage and Civil Partnership



Pregnancy and Maternity



Race



Religion or Belief

© Picture News 2025



# Helpfulasaurus

## December

MON

TUE

WED

THU

FRI

SAT

SUN

Beginning of Advent



Decorate a gingerbread man



My Hippocampus

Dress as an Elf for Alzheimer's



Fuzzy Snow



Create a toy washing station



My Memory Library

Create a salt snowflake



Wear a Christmas jumper



"I am helpful"



Make reindeer food



Help to make your bed



Do a bake sale for charity



Make some Christmas scented playdough



Make a hot chocolate



Complete the Christmas Scavenger Hunt

Teamwork Day

Light Candles for the Winter Solstice



Practice wrapping a present



Deliver Christmas Cards to the local community



Leave some milk, cookies and carrots out for Santa and his reindeers



St Nicholas

Practice chopping vegetables



Go on a walk, can you find a robin?



MERRY CHRISTMAS

Sing 'you are my sunshine'



"Helping friends is my talent"



Create a family New Years Resolutions

Write a Christmas list to Santa



Decorate a Christmas tree



NEW YEAR'S EVE

Oliiki

These activities originate from the Oliiki app.

Activities in this colour are explained in the supplementary activity sheets on your portal.

EYFS



# Once a **Week** take a **peek**

The national parents campaign to beat school bug bullies

**AN EASY-TO-USE  
GUIDE FOR PARENTS  
TO FIGHT BACK  
AGAINST HEAD LICE**



Produced by:

**Hedrin**

In association with:

Medical Entomology Centre

# Head Lice – Together We Can Fight Them!

Head lice are a normal part of childhood - surveys among primary school children have found that nearly 1 in 10 have head lice at any one time.

If you're a parent you probably know what a hassle it is to treat head lice and just how frustrating it can be when your

child comes home scratching their head yet again. But parents, you've got the power to stop head lice in their tracks!

By following a simple three step process, Check-Treat-Complete, you can fight back against these bug bullies.

## The Impact of Lice

Anyone can get head lice although they are most common amongst children aged 4-11 who spend more time in close contact with friends and siblings. The best known symptom is itching but this is not the best indicator as many people may not itch with lice at all. Leaving lice untreated can lead to a loss of self esteem and confidence and a general feeling of being unwell.

### MYTH:

Only dirty children get head lice

### FACT:

Having head lice has nothing to do with personal hygiene

### MYTH KNOWLEDGE:

1 in 4 parents believe schools check for lice –  
**WRONG!**





# TREAT

**If you find live lice, firstly, don't worry.** Head lice are a normal part of life and are nothing to be embarrassed, panicked or ashamed about.

## How to get rid of head lice?

**There are FOUR types of head lice treatment:**

- Non-pesticide treatments
- Pesticide lotions and liquids
- Wet combing with conditioner
- Alternative treatments

**NON-PESTICIDE** treatments work in a different

way from conventional pesticide treatments. They kill the lice by coating and either stripping away their waxy coating, causing them to dehydrate or blocking the opening to their air tubes, disrupting their ability to manage water. These physical mode of actions mean there is theoretically no chance for the lice to build up a resistance. There are three main active ingredients currently in use, dimeticone, isopropyl and activdiol.

### **PESTICIDE**

based treatments have been around for many years but there is now evidence that head lice already have, and continue to, develop resistance to some of them. There are two main types which work by poisoning the lice but evidence suggests that levels of resistance to these treatments are rising.

**WET COMBING** removes lice and nits

but does

take time and patience to ensure a thorough job is done. It's quite easy to miss a few and needs to be done twice a week for at least two weeks.

**ALTERNATIVE TREATMENTS and herbal**

**Go to your local pharmacy for information and advice on which treatment is right for you.** options are available – although their effectiveness varies.

## Applying treatment

Treatment should only be applied if a living, moving louse is found – never 'just in case'

When applying treatment, cover the full length of hair and ensure treatment is left on for the recommended time – following on-pack instructions carefully

Keep lotion out of eyes and off the face – do not use the hair dryer and keep away from flames, stoves, cigarettes and other sources of heat



# COMPLETE

The treatment has been applied but there is one final step, it is time to repeat the checking process.

Check your child's hair a couple of days after treatment to ensure that all the headlice have been killed. If the pack instructions specify that a second application is required, repeat the treatment for a second time seven days after the first to kill lice that may have hatched from the eggs during that time. Continue to check for head lice on a regular, weekly basis – **ONCE A WEEK, TAKE A PEEK**

## If the problem won't go away

If you still find live lice after you finish the treatment either it's failed or there has been a re-infestation. If the treatment failed you'll usually find lice of all life stages but a re-infestation will usually consist of a few adult lice. You'll need to treat again so make sure:

- You read the instructions carefully and follow them exactly
- You use enough treatment to cover the whole head and full length of hair
- You leave the treatment on for long enough
- You complete the treatment course
- If you're using a pesticide change to a different type of treatment
- You use a good quality comb if you're using the 'Bug Busting' method

To avoid inappropriate use of head lice treatments, it is worth considering whether there is in fact a true current infection. In some cases, an itchy scalp can be due to other skin problems such as eczema or other conditions such as dandruff can be mistaken for head lice. Care must be taken to accurately identify live lice and treatments should only be used when this is definitely the case. Speak to your healthcare professional if you are unsure.

## Your Home is a Nit Free Zone

Head lice do not live away from the head. There's no fear of lice spreading to clothes, furniture or bedding so excessive cleaning is not needed. If live lice are found on one member of your family, simply check everyone's hair and then treat as necessary.

## Should Your Child Stay Home?

If your children are checked for head lice on a weekly basis and treated straight away when live lice are found then they can attend school, child care and all other activities just as usual. But remind them to avoid head-to-head contact with other children until all the lice are gone.

Advertisement


## THERE IS A REASON WHY HEDRIN IS THE NO.1 SELLING HEAD LICE BRAND<sup>1</sup>



### Reassurance

#### Hedrin 4% Lotion

The Original Hedrin product. Contains dimeticone - always read the label.



### Speed

#### Hedrin Once

A fast acting solution that takes only 15 minutes to work.



### Convenience

#### Hedrin Treat & Go

A fuss-free solution great for children that just want to get out and play.



### ALL HEDRIN BRANDED TREATMENTS:

Are shown to be effective in clinical trials  
Have physical modes of action to which lice cannot develop resistance  
Do not require laborious combing in order to work  
Are skin-friendly  
Have no unpleasant odours and contain no known asthma triggers