



SHADSWORTH INFANT SCHOOL

NEWSLETTER

23rd January 2026

MRS VAREY'S MESSAGE

WEEKLY MESSAGE

This week, I had the pleasure of teaching some phonics and reading lessons in Reception and was amazed by how confidently the children remembered their phonics sounds. Reception are now beginning to apply this phonic knowledge to their reading, and it has been wonderful to see how well they can segment and blend sounds to read words.

Please continue to celebrate your child's reading skills at home by hearing them read their books, which go home every Wednesday (Y1 and 2) and Thursday (Reception). Your support makes such a difference! You can find more information and resources that can support your child with reading at home on the following website:

<https://www.littlewandle.org.uk/resources/for-parents/>

UPCOMING EVENTS

Wednesday 4th February 2026

Class 1-2 H Jeffers visit Chill Factore, Manchester - Consent letter & £25 to your child's class teacher by 30th Jan 26 thank you

Thursday 5th February 2026

Class 2K Percival visit Chill Factore, Manchester - Consent letter & £25 to your child's class teacher by 30th Jan 26 thank you

Friday 6th February 2026

Creepy Crawly Roadshow Visits Nursery Children in School

Wednesday 11th February 2026

Class Murphy Visit to Manchester Runway - Consent letter & £20 to your child's class teacher by 6th Feb 26 thank you

Thursday 12th February 2026

Class Donaldson RY Visit to Manchester Runway - Consent letter & £20 to your child's class teacher by 6th Feb 26 thank you

Reminders

Miss Woodruff will be leading our baby and toddler group at 9.00am every Tuesday
This will give families time to drop off at the Juniors and return,
you are welcome to wait after drop off at the Infants (8.45am)

ATTENDANCE



ATTENDANCE MATTERS

"Attendance is not optional"

There is an expectation that children are in school every day

Overall School Attendance Target

96%

Actual School Attendance 19/01/26–23/01/26

94%

Class	Attendance %	Lates
Murphy	91	2
Donaldson	98	4
Bright	93	12
Jeffers	97	7
Percival	91	6
Bridge	100	1
Rainbow	90	5
Total	94	37

CELEBRATE



**This week we said
“Well Done” to**

Class	Good Work	Good Behaviour
Murphy	Callum	Lailani
Donaldson	Kobie	Elliana
Bright	Olivia Hunt	Jacob
Jeffers	Amelia	Muhammad S
Percival	Elijah	Olivia
Bridge	Oscar	Lukas
Rainbow	Emily	Georgie

**Lunchtime
Award**

Parker M-H



**Headteacher
Award**

Andreas P



**Kindness
Cup**

Muhammad A



OUR LEARNING



NURSERY


Nursery Carle Class have been continuing our Animal Magic topic.

Earlier in the week, we were visited by Elmer the Elephant! We shared the story together and next week we will be doing some art work based on this. We also developed our listening and attention skills by listening to the sounds made by different animals and we sorted animals into groups based on where they might live. In small groups with an adult we have continued creating animal patterns and have completed some mark making-drawing our favourite animals and thinking about their colours and patterns.



MURPHY


This week, Murphy have been working their mathematical brains. We have been looking at, building, splitting and forming numbers '6, 7' (!!!!! - if you know you know) and number 8. The children are getting good at their 'part, part, whole models - ask them to show you. In other news - we are still creeping through crocodile creek in our Literacy story. The 3 friends are on a dangerous journey - how will it end. Maybe the children could predict an ending?



OUR LEARNING




DONALDSON



This week, Donaldson class have had a great week learning new skills and in phonics, new sounds! We have spent a lot of time perfecting our letter writing, going back to basics and really ensuring that we are writing our letters correctly- along with the rhyme. In maths, we have been working with numbers 6,7 and 8, as well as finding ways to make those numbers. $6 + 2 = 8$, $5 + 3 = 8$. The children did fantatsic! In music, children have been finding a beat and PSHE we have been looking at things that we find challenging, understanding that we shouldn't just give up!

BRIGHT

in Bright Class this week the children have been roleplaying as a mouse in our story 'The Lion Inside'. We have done some fantastic writing including feelings. We have looked further into slider mechanisms in Design Technology and the children have made a 'mock-up' game to help younger children learn to read. As you can see from the pictures forest school is very popular and we have some of our work on a canvas in the classroom.



OUR LEARNING



JEFFERS




1/2 H have written letters in English this week. We began our week by continuing our core text of Grandpa's Gift...we found out that his surprise was a grey stone. We thought about all the things we might

do if we were given a stone. We decided the best thing would be to decorate it and write a note alongside it to make somebody feel happy.

We have learned about different animals that live in the polar regions and looked at how parts of their body adapt to help them survive in cold places.

PERCIVAL

In Percival class this week we have been making amounts using different coins and notes in Maths. In English we imagined our school had been invaded by naughty, cheeky dragons and we wrote about what they might do. We have super imaginations in Percival Class!! In science we looked at different types of plastics, thought about their properties and why they are used.



OUR LEARNING

BRIDGE CENTRE

Yet another busy week in The Bridge Centre, with a workload ranging from dividing by 1000, to learning how to use Word, on our new laptop's, with a little bit of log splitting in Forest School, thrown in for good measure.

We are also having our corridors, painted by our resident Artist, Ricky! But, we won't be able to reveal how it looks until it has been completed! Very exciting



RAINBOW ROOM

This week in Rainbow Room we have had a busy week of learning. Some children started the week with Mr Brown the music man and we have been exploring with musical instruments. We also went into the hall for P.E and practised some fundamental skills. In science, we have been looking at how to keep our hands clean so we have been experimenting with soap and practising washing our hands





Let's have a look at this week's poster!

19th – 25th January 2026



Mutual Respect and Tolerance

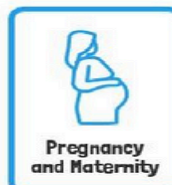
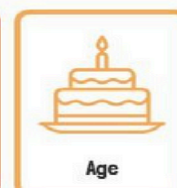
Jane Goodall taught people how to be kind to animals. We share the world with many different animals and can help look after the world for them.

© Picture News 2026

Protected Characteristics



Many religions and beliefs see that humans have a special duty to protect nature and animals. The Jane Goodall Earth Medal celebrates those who put their beliefs into action by being kind to the planet and each other.



© Picture News 2026



Braveasaurus

January

EYFS

MON

TUE

WED

THU

FRI

SAT

SUN

★ Be
Brave

Courage

YOUR
BRavery
IS BOUNDLESS

New Years
Day

Read Breathe
with
Braveasaurus

"I am
brave"

World Braille
Day

Create your
own bravery
medal

Go bird
spotting

Make a
new
friend

play a
new sport

Create a
Superhero
mask

take part in a
practice Fire
Evacuation

Go on an
adventure

Courage Checksit

Create a
Bravery
Medal

tactile
bravery walk

Try a new
vegetable

Create your
own bravery
character

World
Religion Day

Share a
family
story

Learn about a
profession that
is brave

Braveasaurus
Playdough

Talk about a time
you were Brave

Scissor skills

Ride a
bike

Go
swimming

Saint
Dwynwys Day

Look for
bugs

Learn how to
cross the road
safely

Play with
someone
new

Taste test

Practise your
breathing

'Be brave and be
yourself day'

★ Activities in this colour are explained
in the supplementary activity sheets
on your portal.

BRAVE

Once a **Week** take a **peek**

The national parents campaign to beat school bug bullies

**AN EASY-TO-USE
GUIDE FOR PARENTS
TO FIGHT BACK
AGAINST HEAD LICE**



Produced by:

Hedrin

In association with:

Medical Entomology Centre

Head Lice – Together We Can Fight Them!

Head lice are a normal part of childhood - surveys among primary school children have found that nearly 1 in 10 have head lice at any one time.

If you're a parent you probably know what a hassle it is to treat head lice and just how frustrating it can be when your

child comes home scratching their head yet again. But parents, you've got the power to stop head lice in their tracks!

By following a simple three step process, Check-Treat-Complete, you can fight back against these bug bullies.

The Impact of Lice

Anyone can get head lice although they are most common amongst children aged 4-11 who spend more time in close contact with friends and siblings. The best known symptom is itching but this is not the best indicator as many people may not itch with lice at all. Leaving lice untreated can lead to a loss of self esteem and confidence and a general feeling of being unwell.

MYTH:

Only dirty children get head lice

FACT:

Having head lice has nothing to do with personal hygiene

MYTH KNOWLEDGE:

1 in 4 parents believe schools check for lice – **WRONG!**



CHECK

You should check your children's hair regularly, ideally once a week – a good way to remember this is **ONCE A WEEK, TAKE A PEEK**



How Do You Find Head Lice?

To diagnose a case of head lice you need to find them alive. This is when you need to use a treatment. They move fast and are small – so they can be hard to find!

Sizing Up Head Lice

Head lice range in size from a full stop to a seed



Actual size in stages of growth.



Where to Peek

- Close to the scalp
- Behind the ears
- The back of the neck
- The top of the head
- Under the fringe

What to Peek for

- Adult lice are 2-4 mm long
- Immature lice are even smaller
- Live lice remain close to the scalp
- Nits are dead or empty egg shells - simply remove these by hand or by combing

How to Check

Checking for head lice shouldn't be considered a big deal, it is just a normal part of a family's personal hygiene routine like brushing teeth or washing hair

It is best to check for head lice using a comb made for the purpose, ideally white so they can be easily seen and with teeth no more than 0.3mm apart in order to trap head lice

Combing through the hair when wet, or after applying a conditioner, may make the process more comfortable

Good lighting is important and so is comfort

CHECK..

If head lice are spotted, take a close look at all the family, including yourself, and ask close family and friends to check as well

Consult a pharmacist for treatment advice

Advertisement

The Hedrin Head Lice Detection Comb is ideal for effective checking.



TREAT

If you find live lice, firstly, don't worry. Head lice are a normal part of life and are nothing to be embarrassed, panicked or ashamed about.

How to get rid of head lice?

There are FOUR types of head lice treatment:

- Non-pesticide treatments
- Pesticide lotions and liquids
- Wet combing with conditioner
- Alternative treatments

NON-PESTICIDE treatments work in a different

way from conventional pesticide treatments. They kill the lice by coating and either stripping away their waxy coating, causing them to dehydrate or blocking the opening to their air tubes, disrupting their ability to manage water. These physical mode of actions mean there is theoretically no chance for the lice to build up a resistance. There are three main active ingredients currently in use, dimeticone, isopropyl and activdiol.

PESTICIDE

based treatments have been around for many years but there is now evidence that head lice already have, and continue to, develop resistance to some of them. There are two main types which work by poisoning the lice but evidence suggests that levels of resistance to these treatments are rising.

WET COMBING removes lice and nits

but does

take time and patience to ensure a thorough job is done. It's quite easy to miss a few and needs to be done twice a week for at least two weeks.

ALTERNATIVE TREATMENTS and herbal

Go to your local pharmacy for information and advice on which treatment is right for you. options are available – although their effectiveness varies.

Applying treatment

Treatment should only be applied if a living, moving louse is found – never 'just in case'

When applying treatment, cover the full length of hair and ensure treatment is left on for the recommended time – following on-pack instructions carefully

Keep lotion out of eyes and off the face – do not use the hair dryer and keep away from flames, stoves, cigarettes and other sources of heat

