


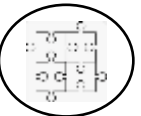

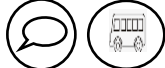




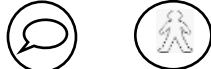














Reception Long Term Plan 2025-2026

Our curriculum has key aims and values that we refer to as threads. These five threads are entwined through all areas of the curriculum.

Oracy 	Enrichment 	Identity 	Equality and Diversity 	Inspiration and Aspiration 
--	---	---	---	---

	Autumn 1 My House, My Home	Autumn 2 Traditional Tales	Spring 1 Journeys	Summer 1 Dinosaurs	Summer 1 New Life	Summer 2 Holidays
Phonics	Phase 2	Phase 2	Phase 3	Phase 4	Phase 3	Phase 4
<p style="margin: 0;">Literacy</p> <p style="margin: 0;">Communication and Language</p> <p style="margin: 0; color: blue;">Fiction</p> <p style="margin: 0; color: green;">Non-Fiction</p> <p style="margin: 0; color: red;">Rhyme</p>	<p style="margin: 0;"><u>Core Text:</u> Peace at Last by Jill Murphy</p> <p style="margin: 0;"><u>Traditional Tale:</u> Goldilocks and the 3 Bears</p> <div style="display: flex; justify-content: space-around;">   </div> <ul style="list-style-type: none"> Initial Sounds Letter Formation Name writing Oral retelling of stories Draw images and write labels <div style="display: flex; justify-content: space-around; margin-top: 10px;">    </div>	<p style="margin: 0;"><u>Core Text:</u> The Three Little Pigs by Mara Alperin</p> <p style="margin: 0;"><u>Poetry Unit:</u> A Bundle Of Rhymes by Mother Goose</p> <div style="display: flex; justify-content: space-around;">   </div> <ul style="list-style-type: none"> Name writing Letter formation Beginning to write letter sounds at random Label a plan Write a caption <div style="display: flex; justify-content: space-around; margin-top: 10px;">   </div>	<p style="margin: 0;"><u>Core Text:</u> Let's All Creep Through Crocodile Creek by Jonny Lambert</p> <p style="margin: 0;"><u>Poetry Unit:</u> I Wonder by Margarita Engle</p> <div style="display: flex; justify-content: space-around;">   </div> <ul style="list-style-type: none"> Create a story map Write labels/ captions /sentences describing a character Learn a poem by heart <div style="display: flex; justify-content: space-around; margin-top: 10px;">   </div>	<p style="margin: 0;"><u>Core Text:</u> The Journey Home by Emma Levey</p> <p style="margin: 0;"><u>Traditional Tale:</u> Rapunzel by Stephanie Stansbie and Loretta Schauer</p> <div style="display: flex; justify-content: space-around;">   </div> <ul style="list-style-type: none"> To rewrite a story <div style="display: flex; justify-content: space-around; margin-top: 10px;">   </div>	<p style="margin: 0;"><u>Core Text:</u> Gigantasaurus by Jonny Duddle</p> <p style="margin: 0;"><u>Traditional Tale:</u> Jack and the Beanstalk by Mara Alperin</p> <div style="display: flex; justify-content: space-around;">   </div> <ul style="list-style-type: none"> To retell a story To rewrite a story <div style="display: flex; justify-content: space-around; margin-top: 10px;">   </div>	<p style="margin: 0;"><u>Core Text:</u> The Sea Saw by Tom Percival</p> <p style="margin: 0;"><u>Poetry Unit:</u> Into the Pond by The Literacy Company</p> <div style="display: flex; justify-content: space-around;">   </div> <ul style="list-style-type: none"> To rewrite a story Learn a poem by heart <div style="display: flex; justify-content: space-around; margin-top: 10px;">   </div>

<p>Maths</p>	<p>WRM</p> <ul style="list-style-type: none"> Match, Sort and Compare Talk about measure and patterns 	<p>WRM</p> <ul style="list-style-type: none"> It's me 1, 2, 3 circles and triangles 1,2,3,4,5 Shapes with 4 sides 	<p>WRM</p> <ul style="list-style-type: none"> Alive in 5 Mass and capacity Growing 6, 7, 8 	<p>WRM</p> <ul style="list-style-type: none"> Length, height and time Building 9 and 10 Explore 3D shapes 	<p>WRM</p> <ul style="list-style-type: none"> Explore 3D shapes To 20 and beyond How many more Manipulate, compose and decompose 	<p>WRM</p> <ul style="list-style-type: none"> Sharing and grouping Visualise, build and map Make connections 
<p>Personal, Social and Emotional Development PSHE</p> <p>School Values</p> <p>RE</p> <p>British Values</p>	<p>Jigsaw Being Me in My World 'Who am I and how do I fit?'</p> <p>School Value – Kindness</p> <p>'Why do people of faith say thank you to God at Harvest time?'</p> <p>'Why are we all different and special'</p> <p>EYFS Picture News</p> 	<p>Jigsaw Celebrating Differences Respect for similarity and difference. Anti-bullying and being unique'</p> <p>School Value – Responsibility</p> <p>'How do Christians celebrate Jesus' birthday?'</p> <p>EYFS Picture News</p> 	<p>Jigsaw Dreams and Goals Aspirations, how to achieve goals and understanding the emotions that go with this</p> <p>School Value- Honesty</p> <p>'Which stories did Jesus hear when he was a child?'</p> <p>'Why did Jesus tell stories?'</p> <p>EYFS Picture News</p> 	<p>Jigsaw Healthy Me Being and keeping safe and healthy</p> <p>School Value – Trust</p> <p>'Why do Christians believe that Easter is all about love?'</p> <p>EYFS Picture News</p> 	<p>Jigsaw Relationships Building positive, healthy relationships</p> <p>School Value – Resilience</p> <p>'How do you celebrate special times?'</p> <p>EYFS Picture News</p> 	<p>Jigsaw Changing Me Coping positively with change</p> <p>School Value – Ambition</p> <p>'What makes a place Holy?'</p> <p>'Why do Christians believe Jesus is special?'</p> <p>EYFS Picture News</p> 

Physical Development	'Rumble in the Jungle'	'Jack and The Beanstalk'.	Transport	'Minibeasts'	'The Hungry Caterpillar'	Seaside
PE	Fundamental Skills	Fundamental skills	Fundamental skills	Fundamental skills	Fundamental skills	Fundamental skills
Sports Coach	Fundamental Skills (with and without ball)	Rolling and Throwing Catching Football/dribbling	Curling Athletics/Throwing Events Athletics/Running Events	Cricket Dodgeball – throwing/aiming Football/dribbling and passing	Badminton Tennis Fundamental Skill Games	Team Building
Outdoor Provision	Forest School Bikes/scooters Trim Trail Climbing Frame	Forest School Bikes/scooters Trim Trail Climbing Frame	Forest School Bikes/scooters Trim Trail Climbing Frame	Forest School Bikes/scooters Trim Trail Climbing Frame	Forest School Bikes/scooters Trim Trail Climbing Frame	Forest School Bikes/scooters Trim Trail Climbing Frame
Indoor Provision	Dough Disco Pen Disco Funky Fingers Drawing Club	Dough Disco Pen Disco Funky Fingers Drawing Club	Dough Disco Pen Disco Funky Fingers Drawing Club	Dough Disco Pen Disco Funky Fingers Drawing Club	Dough Disco Pen Disco Funky Fingers Drawing Club	Dough Disco Pen Disco Funky Fingers Drawing Club
						

**Understanding
The World**

All covered through our Outdoor Provision Activities/ Forest School

- Understand the effect of changing seasons on the natural world around us
 - Explore the natural world around us.
- Describe what we can see, hear and feel whilst outside

Science

Geography

History

PSHE

RE

Computing



Autumn Walk
Describe their immediate environment using knowledge from observation, discussion, stories, non-fiction texts and maps.

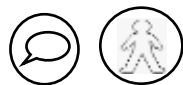
Real Life Drawing Class - Owls
Explore the natural world around them, making observations and drawing pictures of animals and plants.



The Christmas Story
Know some similarities and differences between different religious and cultural communities in this country, drawing on their experiences and what has been read in class.

The Christmas Story
Understand the past through settings, characters and events encountered in books read in class and storytelling.

Know some similarities and differences between things in the past and now, drawing on their experiences and what has been read in class



The Great Explorers
Talk about the lives of the people around them and their roles in society.

Transport Over Time
Know some similarities and differences between things in the past and now, drawing on their experiences and what has been read in class.



Delve into Dinosaurs
Understand the past through settings, characters and events encountered in books read in class and storytelling.

Know some similarities and differences between things in the past and now, drawing on their experiences and what has been read in class.

Log it on
Show an understanding of the concept of a personal device log on.

Safely handle an iPad with its touch screen interface.

Use an on screen keyboard to log into Purple Mash



Life Cycles
Know some similarities and differences between the natural world around them and contrasting environments, drawing on their experiences and what has been read in class.

Planting Progress
Describe their immediate environment using knowledge from observation, discussion, stories, non-fiction texts and maps.

Explore the natural world around them, making observations and drawing pictures of animals and plants.


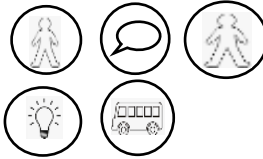
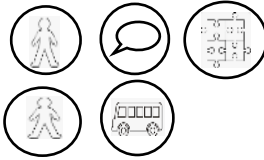










The Ladybird's Travels
Explain some similarities and differences between life in this country and life in other countries, drawing on knowledge from stories, non-fiction texts and (when appropriate) maps.

Ice Lollies at the Beach
Understand some important processes and changes in the natural world around them, including the seasons and changing states of matter

Scan to read
Be able to use the iPad camera to scan an interactive QR code
Begin to save own work in Purple Mash.



<p>Expressive Arts and Design</p> <p>Art DT</p>	<p>Kapow Art</p> <p>Marvellous Marks</p> <p>Exploring mark making through different drawing materials.</p>	<p>Kapow DT</p> <p>Junk Modelling</p> <p>Learn about various types of permanent and temporary join. Tinker using a combination of materials and joining techniques in the junk modelling area.</p>	<p>Kapow DT</p> <p>Structures: Cars</p> <p>Explore what is meant by 'transport', 'vehicle' and 'travel', then experiment with materials to find the best choices to make a car with fixed wheels.</p>	<p>Kapow Art</p> <p>Creation Station</p> <p>Exploring the sculptural qualities of malleable materials and natural objects; developing the use of tools and joining techniques; designing and making clay animal sculptures.</p>	<p>Kapow DT</p> <p>Soup</p> <p>Explore the differences between fruits and vegetables using their senses (taste, texture, smell etc.).</p>	<p>Kapow Art</p> <p>Painting and Mixed Media: Paint my world</p> <p>Exploring paint and painting techniques through nature, music and collaborative collage work.</p>
<p>Music</p>	<p>Kapow Music</p> <p>Exploring Sound: Exploring how to use our voice and bodies to make sounds</p> 	<p>Kapow Music</p> <p>Celebration Music: Learning about the music from a range of cultural and religious celebrations, including Diwali, Hanukkah, Kwanzaa and Christmas</p> 	<p>Kapow Music</p> <p>Music and Movement: Creating simple actions to songs, learning how to move to a beat</p> 	<p>Kapow Music</p> <p>Musical Stories: pupils learn that music and instruments can be used to convey moods or represent characters</p> 	<p>Kapow Music</p> <p>Transport: Identify and mimic transport sounds and interpret and perform a simple score</p> 	<p>Kapow Music</p> <p>Big Band: Learning about the four different groups of musical instruments.</p> 
<p>Experiences/Enrichment</p>	<p>Pyjama day Owl visit Park Visit Forest School Bear Hunt</p> 	<p>Post Office Trip Post a letter to the Elves Christmas Activities (Panto, Carols round the tree)</p> 	<p>Manchester Airport Trip Go on a Journey - Trip Make a vehicle Map Walk</p> 	<p>Dinosaur Dig Community Engagement</p> 	<p>Chick Rearing Bring Yer' Wellies</p> 	<p>Beach trip Summer Activities</p> 